

SANTA CRUZ II



ELEVATION A



ELEVATION B



3,871 SQ. FT. | 3 BEDROOM + STUDY AND BONUS, 3.5 BATH, 3-CAR GARAGE

Floor plans and elevations are artist's concepts and may vary in precise detail from the plans and specifications. LifeStyle Homes reserves the right to change prices, plans, features, dimensions and specifications without notice. Elevations and floor plans are subject to Homeowner Association (HOA) restrictions. Subject to errors, omissions, deletions and availability.

One body color, one trim color, and one front door accent color are included in price of home.
Additional paint color selections will incur additional costs. CBC023179



SANTA CRUZ II

60' width x 65' depth



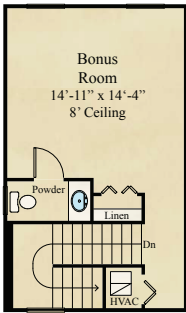
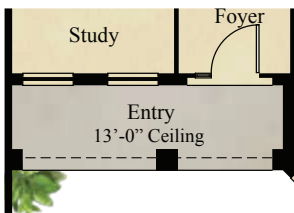
ELEVATION A



SQUARE FOOTAGE

FIRST FLOOR LIVING2,526
SECOND FLOOR LIVING	.. 331
GARAGE 575
COVERED PORCH 349
ENTRY 90
<hr/>	
TOTAL SQ. FT.3,871

ELEVATION B



3,871 SQ. FT. | 3 BEDROOM + STUDY AND BONUS, 3.5 BATH, 3-CAR GARAGE

Floor plans and elevations are artist's concepts and may vary in precise detail from the plans and specifications. LifeStyle Homes reserves the right to change prices, plans, features, dimensions and specifications without notice. Elevations and floor plans are subject to Homeowner Association (HOA) restrictions. Subject to errors, omissions, deletions and availability.

One body color, one trim color, and one front door accent color are included in price of home.
Additional paint color selections will incur additional costs. CBC023179



SANTA CRUZ II

WITH SIDE ENTRY



3,926 SQ. FT. | 3 BEDROOM + STUDY AND BONUS, 3.5 BATH, 3-CAR GARAGE

Floor plans and elevations are artist's concepts and may vary in precise detail from the plans and specifications. LifeStyle Homes reserves the right to change prices, plans, features, dimensions and specifications without notice. Elevations and floor plans are subject to Homeowner Association (HOA) restrictions. Subject to errors, omissions, deletions and availability.

One body color, one trim color, and one front door accent color are included in price of home.
Additional paint color selections will incur additional costs. CBC023179



SANTA CRUZ II

WITH SIDE ENTRY

60' width x 75' depth

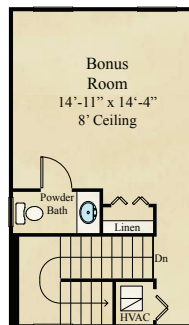
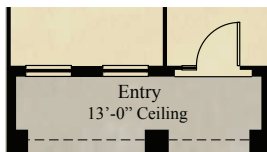


ELEVATION A



(Elev. B) (Elev. A) (Elev. B)

ELEVATION B



SQUARE FOOTAGE

FIRST FLOOR LIVING2,529
SECOND FLOOR LIVING	.. 331
GARAGE 627
COVERED PORCH 349
ENTRY 90
<hr/>	
TOTAL SQ. FT. 3,926



3,926 SQ. FT. | 3 BEDROOM + STUDY AND BONUS, 3.5 BATH, 3-CAR GARAGE

Floor plans and elevations are artist's concepts and may vary in precise detail from the plans and specifications. LifeStyle Homes reserves the right to change prices, plans, features, dimensions and specifications without notice. Elevations and floor plans are subject to Homeowner Association (HOA) restrictions. Subject to errors, omissions, deletions and availability.

One body color, one trim color, and one front door accent color are included in price of home.
Additional paint color selections will incur additional costs. CBC023179

